



District Report Card: 2017


State: Maharashtra	District: Bhandara
Class: 3	Subject: Language
Schools: 61	Students: 1160


Participation/Coverage


Students

 GENDER	Boys		Girls	
	Number	%	Number	%
	585	50.43	575	49.57

 AREA	Rural		Urban	
	Number	%	Number	%
	994	85.69	166	14.31

 CATEGORY	SC		ST		OBC		GEN	
	Number	%	Number	%	Number	%	Number	%
	135	11.64	77	6.64	874	75.34	74	6.38

 CWSN	LD	VI	HI	S&LD	ID	Oth
	7	4	0	2	9	4

 Management	Government		Government-aided	
	Number	%	Number	%
	886	76.38	274	23.62

Average Performance of Students in Language (%)

Overall	Gender		Area		Management		Social Group			
	Male	Female	Rural	Urban	Govt.	Aided	SC	ST	OBC	GEN
66.66	65.62	67.71	66.72	66.27	65.15	71.53	67.95	68.66	66.32	66.13

Performance on Learning Outcomes (LOs)

Learning Outcomes	Description	Average Performance(%)
L304	Reads small texts with comprehension i.e., identifies main ideas, details, sequence and draws conclusions	68.02
L312	Reads printed scripts on the classroom walls: poems, posters, charts etc.	63.93

Range of Performance of Students who Answered Correctly							
Below 30%		30% - 50%		50% - 75%		Above 75%	
Number	%	Number	%	Number	%	Number	%
72	6.21	240	20.69	401	34.57	447	38.53

Lowest Performing Learning Outcomes (LOs)

1 - Reads printed scripts on the classroom walls: poems, posters, charts etc. (63.93)

2 - Reads small texts with comprehension i.e., identifies main ideas, details, sequence and draws conclusions (68.02)